

Welcome to University of Mumbai

Online Application Portal



Online Application Process of First-Year Under-Graduate Programs for Fresher Students

**Online Application is mandatory for applying to any affiliated college-Program of
Mumbai University.**

Keep Ready Below Documents

- Passport Size Photograph (soft copy)
- Signature (soft copy)
- Aadhar Card
- 'ABC' ID
- Cast Certificate (If required)
- 10th (SSC) Marksheet
- 12th (HSC) Marksheet
- Specially Abled Certificate (If applicable)



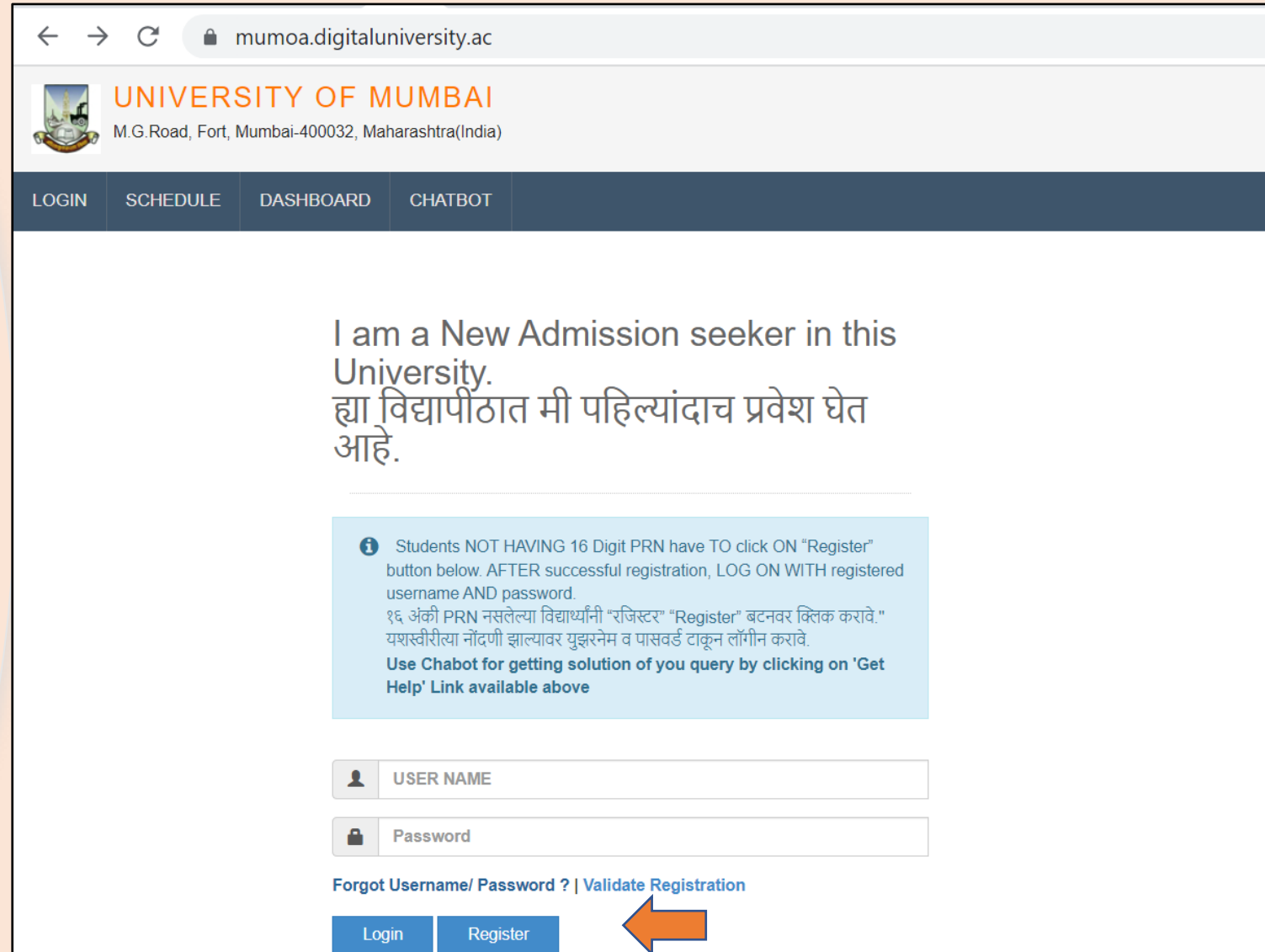
The background features two large, overlapping, curved lines. One line is light blue and the other is light green, both with a soft, blurred gradient effect. They curve from the top right towards the bottom left, framing the central text.

Visit our Portal

<https://mumoa.digitaluniversity.ac>

Step 1: Registration

Registered Yourself on Portal by clicking on the 'Registered' Button



The screenshot shows the website mumoa.digitaluniversity.ac. The header includes the University of Mumbai logo and name, along with the address: M.G.Road, Fort, Mumbai-400032, Maharashtra(India). A navigation bar contains links for LOGIN, SCHEDULE, DASHBOARD, and CHATBOT.

The main content area features the text: "I am a New Admission seeker in this University." followed by its Marathi equivalent: "ह्या विद्यापीठात मी पहिल्यांदाच प्रवेश घेत आहे."

A light blue information box contains the following text: "Students NOT HAVING 16 Digit PRN have TO click ON 'Register' button below. AFTER successful registration, LOG ON WITH registered username AND password. १६ अंकी PRN नसलेल्या विद्यार्थ्यांनी 'रजिस्टर' 'Register' बटनवर क्लिक करावे." followed by its Marathi translation: "यशस्वीरीत्या नोंदणी झाल्यावर युझरनेम व पासवर्ड टाकून लॉगिन करावे." and a note: "Use Chabot for getting solution of you query by clicking on 'Get Help' Link available above".

Below the information box are two input fields: "USER NAME" and "Password".

At the bottom, there are links for "Forgot Username/ Password ?" and "Validate Registration". Two buttons, "Login" and "Register", are visible. An orange arrow points to the "Register" button.

Fill out the Information
required for Registration
and click on the 'Accept'
Button

New Registration

First Name*

Last Name / Surname*

Relation Type*
 Son Daughter Wife

Father's / Husband's First Name*

Mother's First Name*

Date of Birth*


Gender*
 Male Female Transgender

Mobile Number*

Confirm Mobile Number*

Email ID*

Please click on "ACCEPT" to read and agree to our terms and conditions.
विद्यापीठाच्या अटी व शर्ती मंजूर करण्याकरिता "ACCEPT" बटनवर क्लिक करा.



Read the information given on the screen carefully, Click on the check box and the 'Agree' button.

Candidate/Student Agreement (उमेदवार/विद्यार्थी करारनामा) ✕

Please ensure that you have following information, required for application, ready in your hand before you proceed.

- ✓ I have soft copy of my passport size colour photograph (scanned with min.72 to max.150 dpi,[click here](#) for acceptable photograph guide).
- ✓ I have my own valid email ID.
- ✓ I have Proof of Date of Birth (D.O.B.) (Aadhaar Card, PAN card, School Leaving, Driving License)
- ✓ I have Caste Certificate / Caste validity certificate / Non Creamy Layer for Backward Class.
- ✓ I have mark-sheet/passing certificate for qualifying exam.
- ✓ I have Gazette Notification (if name on documents are different than the name in which you want to apply)
- ✓ **I confirm that I am in valid possession of above mentioned documents and I have read the prospects of academic program and I have satisfied myself that I am eligible for the said program.**
- ✓ I am submitting all the above which may include other personally identifiable information, voluntarily. I am fully aware that Colleges, University, Government, their associated agencies (MKCL) and their employees will use this information for Academic, Administrative, Research, Internal Quality Audits and Legal purposes and I am authorizing them for the same.
- ✓ I have no objection if details and updates about various career options or job opportunities are sent to my mobile number or email ID.

I authorize University to send text messages to my cell phone from time to time to convey academic and administrative information.

I have read the prospectus and rules about admission, thus clicking the below 'Agree' button.

Enter the one-time Password received on your mobile and click on the 'Verify' button

✘Your Mobile OTP verification is pending. Kindly click on "Validate Your Registration" link to verify Mobile OTP.

Please enter your User Name and One Time Password mentioned in SMS to Validate Your Registration

OTP has been sent on Mobile No. : 9309947266

User Name

D23CQ0002314

One Time Password

One Time Password

Verify

Resend OTP

Now set your own Password and the Registration Process is Completed.

Please enter new password and confirm password.

New Password	<input type="password" value="New Password"/>	<input type="password" value="Password"/>
Confirm Password	<input type="password" value="Confirm Password"/>	
	<input type="button" value="Set Password"/>	



UNIVERSITY OF MUMBAI

M.G.Road, Fort, Mumbai-400032, Maharashtra(India)

LOGIN

SCHEDULE

CHATBOT

LIST OF COLLEGES

COLLEGE-PROGRAM LIST

I am a New Admission seeker
in this University.

ह्या विद्यापीठात मी पहिल्यांदाच प्रवेश
घेत आहे.

i Students NOT HAVING 16 Digit PRN have TO click ON
"Register" button below. AFTER successful registration,
LOG ON WITH registered username AND password.
१६ अंकी PRN नसलेल्या विद्यार्थ्यांनी "रजिस्टर" "Register" बटनवर
क्लिक करावे." यशस्वीरीत्या नोंदणी झाल्यावर युझरनेम व पासवर्ड
टाकून लॉगिन करावे.

**Use Chabot for getting solution of you query by
clicking on 'Get Help' Link available above**



USER NAME



Password

[Forgot Username/ Password ?](#) | [Validate Registration](#)


Login

Register


Now log in with your
own user Id and
password


Step 2: Complete Profile

Click on the Fill Profile button



UNIVERSITY OF MUMBAI
M.G.Road, Fort, Mumbai-400032, Maharashtra(India)



PARAG 

DASHBOARD GET HELP ONLINE VIDEOS -

D23CQ0000004

- View Profile
- Application Status
- Receipt/Transaction Details
- Edit Profile
- Print e-Suvidha Ticket
- Update Awaited Results

Welcome PARAG !

Please check your profile details once again by clicking on each section before you click on "Profile Confirmation and Apply Online" button on succeeding screens. You will not be able to modify any part of profile (Profile will be locked) once you have applied.


प्रोफाईल कन्फर्मेशन आणि अप्लाय ऑनलाईन बटनवर क्लिक करण्यापूर्वी आपले संपूर्ण प्रोफाईल (वैयक्तिक, आरक्षण, शैक्षणिक, संपर्क इ.) पुन्हा तपासून घ्या. एकदा ऑनलाईन अर्ज केल्यावर प्रोफाईल मध्ये कुठलाही बदल करता येत नाही.


- PersonalDetails
- Address
- Education
- Reservation
- PhotoSign
- Contact

Online Application Instructions

- You can apply online only after the completion and confirmation of Profile.
१. प्रोफाईल पूर्ण भरून स्वीकृत केल्यावरच ऑनलाईन अर्ज करता येईल.
- You can apply for multiple programs in multiple colleges through single login.
२. एका लॉगिन मधून तुम्ही अनेक अभ्यासकेंद्रात अनेक अभ्यासक्रमास अर्ज करू शकता.
- While applying, if any qualification details are missing, then it may be filled from the Last Qualification screen, even after profile confirmation.
३. जर एखादी शैक्षणिक माहिती भरावयाची राहिली असल्यास, प्रोफाईल निश्चित झाल्यावरदेखील तुम्ही "शेवटची पात्रता परीक्षा" निवडावयाच्या पानावर भरू शकता.
- Please be careful while applying, once admission gets confirmed in one college then you cannot seek admission in another college in same course.
४. अर्ज करताना काळजी घ्या. एकदा अभ्यासकेंद्राने प्रवेश निश्चित केल्यावर दुसऱ्या अभ्यासकेंद्रात त्याच अभ्यासक्रमासाठी प्रवेश घेता येत नाही.

Profile Progress




Fill Profile 

Copyright © 2016 Maharashtra Knowledge Corporation Limited. All Rights Reserved.
The website can be best viewed in 1024 * 768 resolution with Chrome and Firefox

117

Fill out Personal details

 **Personal Details**

Applicant Name Last Name First Name*

Relation Type* Son Daughter Wife

Father's First Name*

Father's Name in Regional Language


Mother's First Name*

Mother First Name in Regional Language*

Please provide correct and exact name below. The same shall be appeared further on all statement of Marks and Convocation Certificate.

Applicant's Name on Statement of Marks/ Leaving Certificate*

Name in Regional Language*

Is your name changed after Passing qualifying examination?
 [Tick / Select the Check-box, if YES]

Gender Male Female Transgender

Date of Birth Place Of Birth

Marital Status

Mother Tongue

Religion

Nationality Details

Country of Citizenship

Aadhar number and 'ABC' ID are Compulsory

Country of Citizenship

Domicile of State*

Other Details

Aadhaar Number

Academic Bank Of Credit (ABC ID)*

AADHAR Number is mandatory for availing the benefit of various Government schemes, so ensure the CORRECTNESS of AADHAR.

If you do not have 'ABC ID', Please click on link: <https://digilocker.meripchaaan.gov.in/signup/> to create ID.

[view]

Is your name registered in voter list? * Yes No

Voter ID

PAN Card Number

Education gap (in yrs)

Max Qualification in family

Blood Group

Willingness about organ donation after accidental death for transplantation/ Donor Card will be issued

i [Tick / Select the Check-box, if YES]

I understood what constitutes ragging and sexual harassment. I have read the guidelines related to the same. I hereby affirm that if found guilty of ragging or sexual harassment, I am liable for punishment according to the University regulations.

Fill out the Address Details

Address Details

Personal Details saved successfully!

Correspondence

Enter C/O/Flat No/ Building Name/House Number/House Name/Block No*

Enter Street Name/Area Name/Colony Name/Society Name/Ward Name*

Enter Village name

Landmark

Location Area* Rural Semiurban Metropolitan Urban Tribal

Select Country*

Select State*

Select District*

Tehsil/Taluka*

City*

Pincode*

Is permanent address same as address for correspondence (Present Address) [Tick / Select the Check-box, if YES]

Fill out the Education Details. 10th and 12th details are Compulsory for FY UG Programs

Education Details

Address saved successfully

Click on Qualifications to fill details.

Qualification	Board/University	Faculty/College Name	Passing Date	Marks / Out Of
Add SSC/Std 10th				
Add HSC/Std 12th				
Add Certificate				
Add Diploma				
Add Graduate/Post Graduate				

[Proceed](#)

Enter SSC (10th) details

SCC Details

Board* Indian Foreign

Select State* Maharashtra

Select Board* MAHARASHTRA STATE BOARD OF SECONDARY AND HIGHER SECONDARY EDUCATION

School / College Name* LANA HIGHSCHOOL

Date of Result* May 1999

Roll No / Seat No* 2323

Marksheet No 232

If your result has Grades or Marks* Marks Grades

Total Marks Obtained* 453.00 Out of* 650.00

Percentage* 69.69 %



You can Edit or Delete the details if required.

Now click on the 'Add' button to enter the 12th details

Education Details

SSC Qualification saved successfully!

Click on Qualifications to fill details.

Qualification	Board/University	Faculty/College Name	Passing Date	Marks / Out Of	CGPA	Percentage	Edit	Delete
SSC/Std 10th	MAHARASHTRA STATE BOARD OF SECONDARY AND HIGHER SECONDARY EDUCATION	LANA HIGHSCHOOL	May 1999	453 / 650	-	69.69 %		
<input type="button" value="Add"/>	HSC/Std 12th							
<input type="button" value="Add"/>	Certificate							
<input type="button" value="Add"/>	Diploma							
<input type="button" value="Add"/>	Graduate/Post Graduate							

HSC Details

- Enter and Save 12th (HSC) details accurately.

Board*	<input checked="" type="radio"/> Indian <input type="radio"/> Foreign		
Select State*	Maharashtra		
Select Board*	MAHARASHTRA STATE BOARD OF SECONDARY AND HIGHER SECONDARY EDUCATION		
Stream*	Science		
School / College Name*	LANA HIGHSCHOOL		
Result Status*	<input checked="" type="radio"/> Passed <input type="radio"/> Result Awaited <input type="radio"/> Failed		
Roll No / Seat No*	2323		
No. of Attempts*	1		
Date of Result*	May 2023		
Marksheet No	232		
Note: Please select Month and Year of exam which is printed in your Hall Ticket or Marksheet.			
If your result has Grades or Marks*	<input checked="" type="radio"/> Marks <input type="radio"/> Grades		
Total Marks Obtained*	453.00	Out of*	650.00
Percentage*	69.69 %		
Total Marks (All Subjects – Without Practical)	345	Total Marks Out of (All Subjects – Without Practical)	550
Mathematics marks obtained	79	Marks Out Of	100
JEE Number	JEE NUMBER		

Fill out the

- Reservation details
- Specially Abled details (if applicable)
- Occupation details (compulsory)

Reservation Details

i You can select multiple Social Reservations.

Social Reservation

Category*

Are you belonging to Economically Weaker Section [EWS]?
i [Tick / Select the Check-box, if YES]

[Criteria for Economically Weaker Section is Gross Annual Income of the family is BELOW ₹8,00,000/- ('EIGHT LAKH ONLY)]

Specially Abled Details

Specially Abled

Occupation Details

Are you Employed or Self-Employed?
i [Tick / Select if YES]
 Yes No

Occupation of Guardian*

Annual Income of Guardian

Is Guardian from EBC (Economic Backward Class)

Students whose family income is below defined limit, fall under EBC category. The EBC certificate issued by the competent authority is mandatory.

Save And Proceed

Upload your recent passport size photo and signature

- Click on the “click here” link to view the guidelines for uploading the images

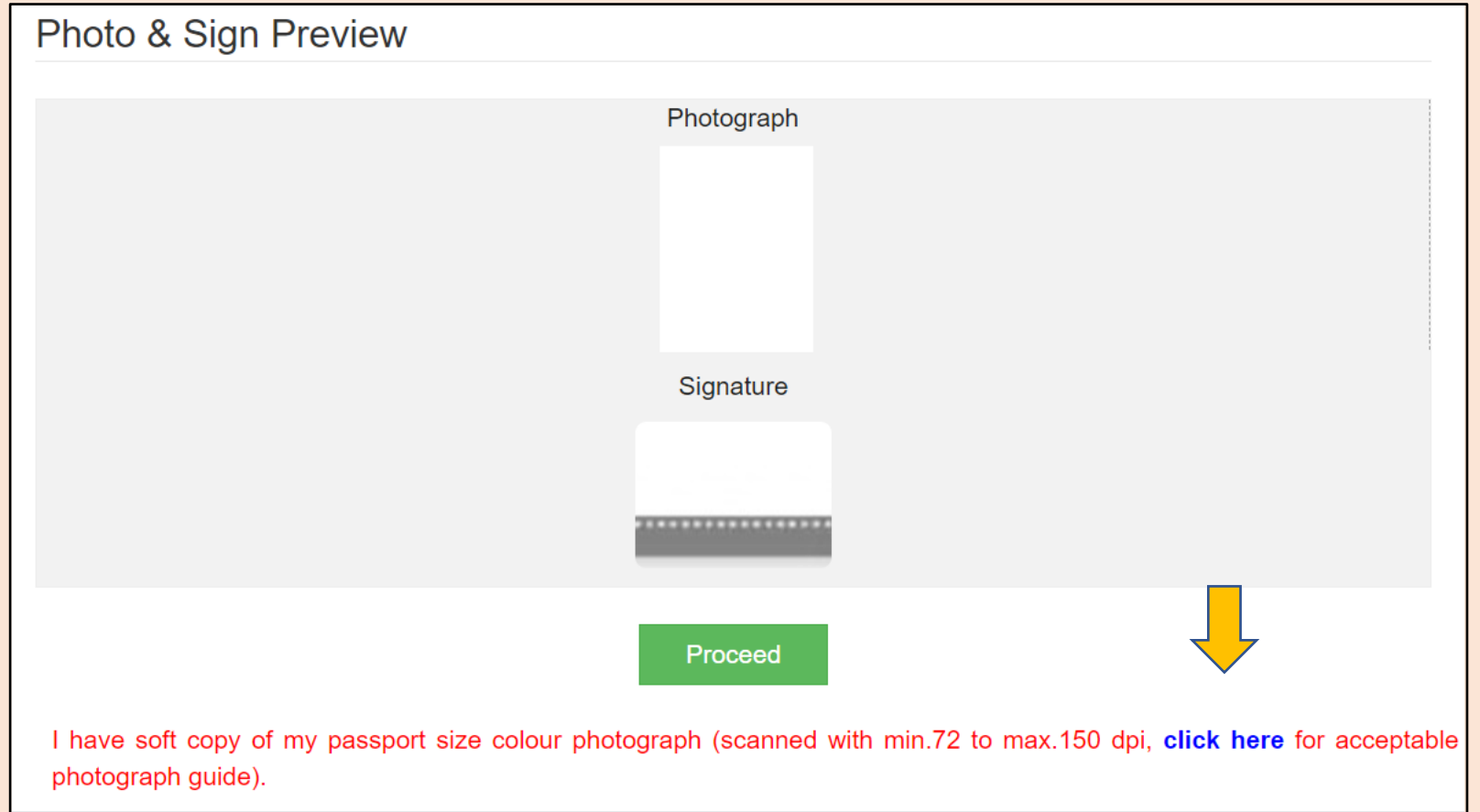
Photo & Sign Preview

Photograph

Signature

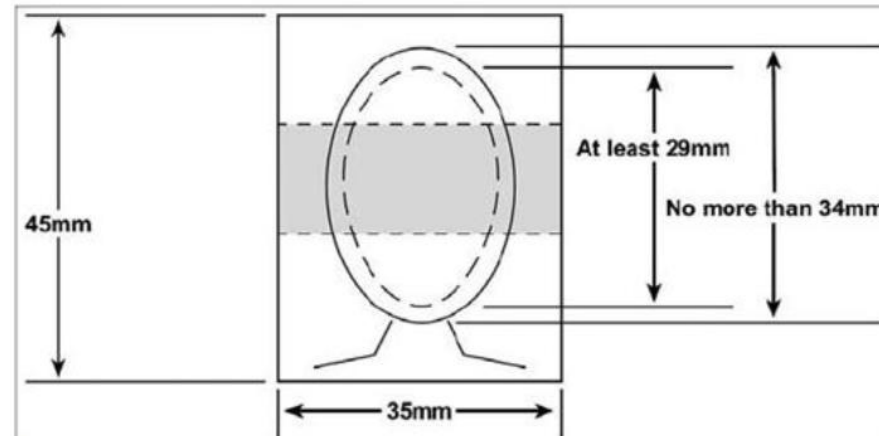
Proceed

I have soft copy of my passport size colour photograph (scanned with min.72 to max.150 dpi, [click here](#) for acceptable photograph guide).



Acceptable Photograph Guide

1. Preferably in colour, not black and white.
2. Taken against a light grey or cream background.
3. 45 millimeters (mm) high x 35 mm wide.
4. Able to fit into the template given, with the eyes positioned in the shaded area.
5. Free from shadows.
6. Taken with the eyes open and clearly visible (with no sunglasses or tinted spectacles, and no hair across the eyes).
7. With the subject facing forward, looking straight at the camera.
8. With a neutral expression with the mouth closed (no grinning, frowning or raised eyebrows).
9. Of each person on their own (no other objects, or other people visible) taken with nothing covering the face.
10. In sharp focus and clear.
11. With a strong definition between face and background.
12. Photographs must also be a recent true likeness of the individual, taken within the last 6 months.
13. Be undamaged (not torn, creased or marked).
14. Be free from reflection or glare on spectacles.
15. Be free from “redeye”.
16. Be free from airbrushing or similar enhancement (for example photographs must not be 'photoshopped' or 'touched-up' or otherwise digitally altered).
17. Be taken of the full head, without any covering unless worn for religious or medical reasons.



The photographs below are for guidance only. They provide examples of acceptable photographs. Examples of unacceptable photographs are given on the following page.



Good

Good

Good

Refer
Photograph
guide

Now upload your recent passport size Photo and Signature

The screenshot shows a web application interface for uploading a passport photo and signature. At the top, there is a navigation bar with a menu icon and the title "Upload Photograph and Signature". Below this, a green notification banner states "Reservation saved successfully!". The main interface is divided into two sections: "Photograph" and "Signature". The "Photograph" section has a radio button selected, and the "Signature" section has a radio button unselected. There are three buttons: "Browse", "Crop", and "Upload". A yellow arrow points to the "Browse" button, and another yellow arrow points to the "Upload" button. The "Photo & Sign Preview" section shows a placeholder for a photograph labeled "Photo Not Available" and a placeholder for a signature labeled "Signature Not Available". A green "Proceed" button is located below the preview. A red text note at the bottom of the preview section reads: "I have soft copy of my passport size colour photograph (scanned with min.72 to max.150 dpi, [click here](#) for acceptable photograph guide)." A yellow arrow points to this text.

Reservation saved successfully!

Photograph Signature

[Browse](#) [Crop](#) [Upload](#)


Photo & Sign Preview

Photograph	Signature
Photo Not Available	Signature Not Available

[Proceed](#)

I have soft copy of my passport size colour photograph (scanned with min.72 to max.150 dpi, [click here](#) for acceptable photograph guide).

Provide your additional contact details

 **Contact Details**

Student Contact Details

Mobile Number*
Is this WhatsApp number Yes No

Email ID*

Alternate Mobile Number
Is this WhatsApp number Yes No

Alternate Email ID

Area STD Code - Phone

Parent's Contact Details


Parent's/Guardian's Mobile Number
Is this WhatsApp number Yes No

Parent's/Guardian's Email ID


Save And Proceed


i I hereby willfully give my agreement and consent to the University for using my aforesaid WhatsApp contact number to send me the WhatsApp messages associated with my academic progression and/or updation. I do not have any objection thereto during my academic association with this University. Further, I do hereby undertake that it will be obligatory for me to check the University's website and all sections related with my academic profile on e-Suvidha Account regularly. ✕

You can edit your profile before the Application





UNIVERSITY OF MUMBAI
M.G.Road, Fort, Mumbai-400032, Maharashtra(India)





PARAG 


DASHBOARD CHATBOT ONLINE VIDEOS ▾


 D23CQ0000004


 View Profile


 Application Status

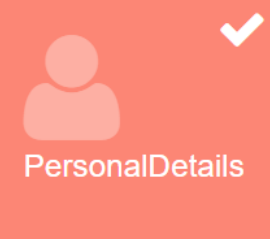
 **Edit Profile**

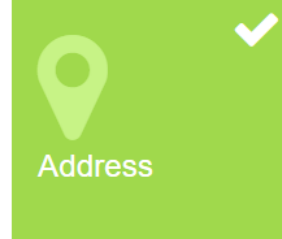
 Print e-Suvidha Ticket


 Update Awaited Results


 **Welcome PARAG !**


 Please check your profile details once again by clicking on each section before you click on “Profile Confirmation and Apply Online” button on succeeding screens. You will not be able to modify any part of profile (Profile will be locked) once you have applied.
प्रोफाईल कन्फर्मेशन आणि अप्लाय ऑनलाईन” बटनवर क्लिक करण्यापूर्वी आपले संपूर्ण प्रोफाईल (वैयक्तिक, आरक्षण, शैक्षणिक, संपर्क इ.) पुन्हा तपासून घ्या. एकदा ऑनलाईन अर्ज केल्यावर प्रोफाईल मध्ये कुठलाही बदल करता येत नाही.

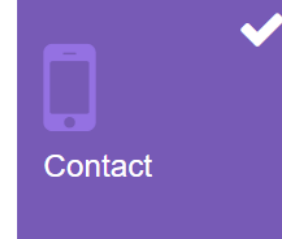
 PersonalDetails


 Address


 Education

 Reservation

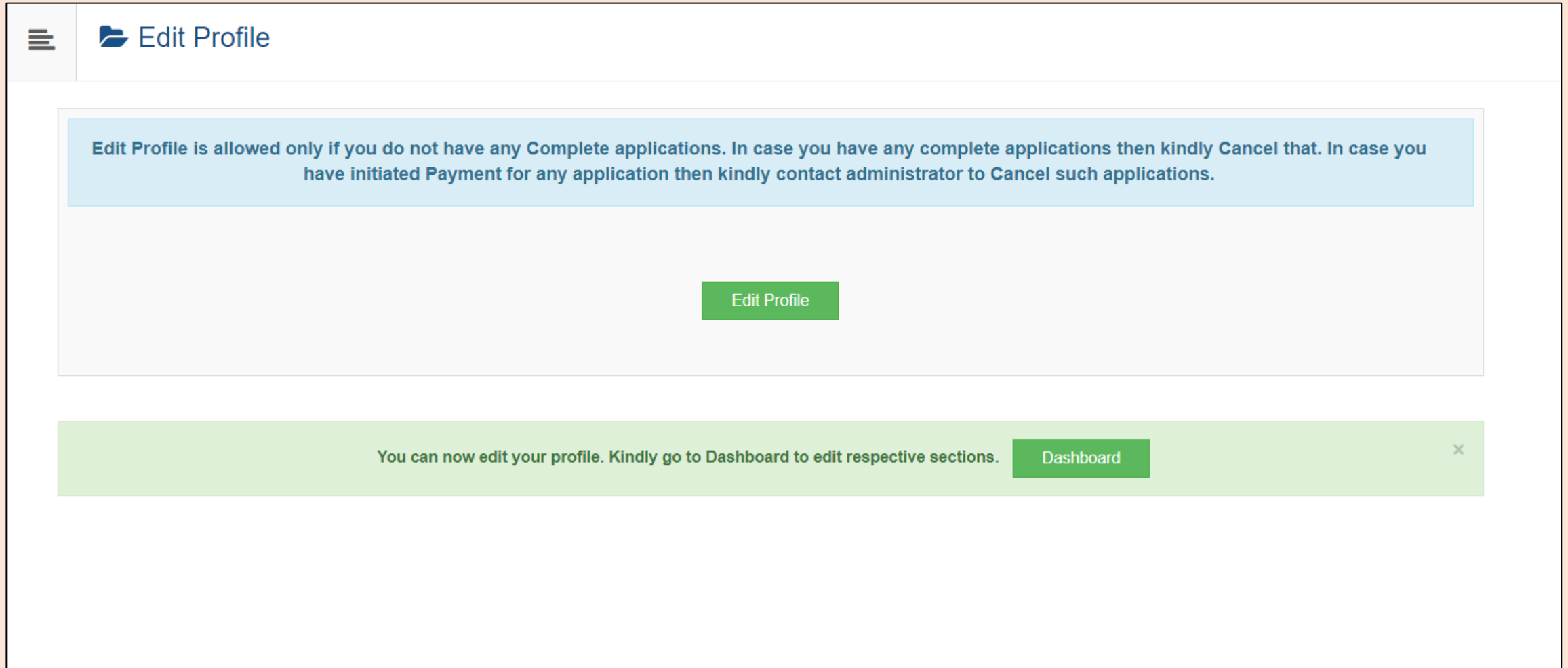
 PhotoSign

 Contact

 Online Application Instructions

 Profile Progress

Click on the 'Edit Profile' button and then click on 'Dashboard' button



The screenshot shows a web interface for editing a profile. At the top left, there is a hamburger menu icon and the text 'Edit Profile'. Below this, a light blue informational box contains the following text: 'Edit Profile is allowed only if you do not have any Complete applications. In case you have any complete applications then kindly Cancel that. In case you have initiated Payment for any application then kindly contact administrator to Cancel such applications.' In the center of the page, there is a green button labeled 'Edit Profile'. At the bottom, a green success message box states: 'You can now edit your profile. Kindly go to Dashboard to edit respective sections.' To the right of this message is a green button labeled 'Dashboard' and a close icon (an 'x' in a square).

Click on the particular tab which you want to edit

☰ Welcome PARAG !


! Please check your profile details once again by clicking on each section before you click on “Profile Confirmation and Apply Online” button on succeeding screens. You will not be able to modify any part of profile (Profile will be locked) once you have applied.
प्रोफाईल कन्फर्मेशन आणि अप्लाय ऑनलाईन” बटनवर क्लिक करण्यापूर्वी आपले संपूर्ण प्रोफाईल (वैयक्तिक, आरक्षण, शैक्षणिक, संपर्क इ.) पुन्हा तपासून घ्या. एकदा ऑनलाईन अर्ज केल्यावर प्रोफाईल मध्ये कुठलाही बदल करता येत नाही.




PersonalDetails




Address




Education



Reservation



PhotoSign




Contact

! Online Application Instructions

1. You can apply online only after the completion and confirmation of Profile.
१. प्रोफाईल पूर्ण भरून स्वीकृत केल्यावरच ऑनलाईन अर्ज करता येईल.
2. You can apply for multiple programs in multiple colleges through single login.
२. एका लॉगिन मधून तुम्ही अनेक अभ्यासकेंद्रात अनेक अभ्यासक्रमास अर्ज करू शकता.
3. While applying, if any qualification details are missing, then it may be filled from the Last Qualification screen, even after profile confirmation.
३. जर एखादी शैक्षणिक माहिती भरावयाची राहिली असल्यास, प्रोफाईल निश्चित झाल्यावरदेखील तुम्ही “शेवटची पात्रता परीक्षा” निवडावयाच्या पानावर भरू शकता.
4. Please be careful while applying, once admission gets confirmed in one college then you cannot seek admission in another college in same course.
४. अर्ज करताना काळजी घ्या. एकदा अभ्यासकेंद्राने प्रवेश निश्चित केल्यावर दुसऱ्या अभ्यासकेंद्रात त्याच अभ्यासक्रमासाठी प्रवेश घेता येत नाही.

! Profile Progress



Confirm Profile Details

Step 2 Completed!

Welcome PARAG !

Please check your profile details once again by clicking on each section before you click on "Profile Confirmation and Apply Online" button on succeeding screens. You will not be able to modify any part of profile (Profile will be locked) once you have applied.
प्रोफाईल कन्फर्मेशन आणि अप्लाय ऑनलाईन बटनवर क्लिक करण्यापूर्वी आपले संपूर्ण प्रोफाईल (वैयक्तिक, आरक्षण, शैक्षणिक, संपर्क इ.) पुन्हा तपासून घ्या. एकदा ऑनलाईन अर्ज केल्यावर प्रोफाईल मध्ये कुठलाही बदल करता येत नाही.

PersonalDetails

Address

Education

Reservation

PhotoSign

Contact

Online Application Instructions

1. You can apply online only after the completion and confirmation of Profile.
१. प्रोफाईल पूर्ण भरून स्वीकृत केल्यावरच ऑनलाईन अर्ज करता येईल.
2. You can apply for multiple programs in multiple colleges through single login.
२. एका लॉगिन मधून तुम्ही अनेक अभ्यासकेंद्रात अनेक अभ्यासक्रमास अर्ज करू शकता.
3. While applying, if any qualification details are missing, then it may be filled from the Last Qualification screen, even after profile confirmation.
३. जर एखादी शैक्षणिक माहिती भरावयाची राहिली असल्यास, प्रोफाईल निश्चित झाल्यावरदेखील तुम्ही "शेवटची पात्रता परीक्षा" निवडावयाच्या पानावर भरू शकता.
4. Please be careful while applying, once admission gets confirmed in one college then you cannot seek admission in another college in same course.
४. अर्ज करताना काळजी घ्या. एकदा अभ्यासकेंद्राने प्रवेश निश्चित केल्यावर दुसऱ्या अभ्यासकेंद्रात त्याच अभ्यासक्रमासाठी प्रवेश घेता येत नाही.

Profile Progress

Confirm Profile Details

Step 3: Let's Verify your Profile and Apply

Welcome PARAG !

Please check your profile details once again by clicking on each section before you click on "Profile Confirmation and Apply Online" button on succeeding screens. You will not be able to modify any part of profile (Profile will be locked) once you have applied.
प्रोफाईल कन्फर्मेशन आणि अप्लाय ऑनलाईन बटनवर क्लिक करण्यापूर्वी आपले संपूर्ण प्रोफाईल (वैयक्तिक, आरक्षण, शैक्षणिक, संपर्क इ.) पुन्हा तपासून घ्या. एकदा ऑनलाईन अर्ज केल्यावर प्रोफाईल मध्ये कुठलाही बदल करता येत नाही.

PersonalDetails ✓

Address ✓

Education ✓

Reservation ✓

PhotoSign ✓

Contact ✓

Online Application Instructions

- You can apply online only after the completion and confirmation of Profile.
१. प्रोफाईल पूर्ण भरून स्वीकृत केल्यावरच ऑनलाईन अर्ज करता येईल.
- You can apply for multiple programs in multiple colleges through single login.
२. एका लॉगिन मधून तुम्ही अनेक अभ्यासकेंद्रात अनेक अभ्यासक्रमास अर्ज करू शकता.
- While applying, if any qualification details are missing, then it may be filled from the Last Qualification screen, even after profile confirmation.
३. जर एखादी शैक्षणिक माहिती भरावयाची राहिली असल्यास, प्रोफाईल निश्चित झाल्यावरदेखील तुम्ही "शेवटची पात्रता परीक्षा" निवडावयाच्या पानावर भरू शकता.
- Please be careful while applying, once admission gets confirmed in one college then you cannot seek admission in another college in same course.
४. अर्ज करताना काळजी घ्या. एकदा अभ्यासकेंद्राने प्रवेश निश्चित केल्यावर दुसऱ्या अभ्यासकेंद्रात त्याच अभ्यासक्रमासाठी प्रवेश घेता येत नाही.

Profile Progress

Confirm Profile Details

Click on the tabs to view the details.

☰ Profile Summary

Click on DASHBOARD Link and select respective Icon to edit any details

Personal	✓
Contact	✗
Address	✗
Reservation	✗
Education	✗

Model.ABCID.DocumentNumber


Full Name **PARAG SHIMPI**


Son Of **SHIMPI**

Mother's Name **SHIMPI**

Gender **Male**

Date of Birth **06/07/1988**

Photograph 

Signature 

Applicant's Name on Statement of Marks/ Leaving Certificate
SHIMPI PARAG SHIMPI

Name in Regional Language
पराग शिवाजी शिंपी

Marital Status
Married

Place of Birth
Jalgaon

Blood Group

ABC ID
599-777-482-488

Height

Weight


First Graduate in Family
No


Is MartyrFamily
No

Education gap (in yrs)

Himoglobin

Select the confirmation check box and click on the 'Confirm Profile and Apply Online' button.


 Profile Summary

 Click on DASHBOARD Link and select respective Icon to edit any details ✕


Personal	✓
Contact	✓
Address	✓
Reservation	✓
Education	✓

Qualification	Board/University	Institute	Marks/Out of	CGPA	Percentage	Passing Date
SSC/Std 10th	MAHARASHTRA STATE BOARD OF SECONDARY AND HIGHER SECONDARY EDUCATION	LANA HIGHSCHOOL	453 / 650	-	69.69 %	May 1999
HSC/Std 12th [Science]	MAHARASHTRA STATE BOARD OF SECONDARY AND HIGHER SECONDARY EDUCATION	LANA HIGHSCHOOL	453 / 650	-	69.69 %	May 2023


I confirm that I have checked my Personal, Contact, Address, Social, Education details and it is correctly filled by me.


[Confirm Profile And Apply Online](#) 

Select your desired Program using search box and click on 'Apply' button

 **Apply Online**

Student wish to apply for Autonomous colleges are requested to select autonomous program. Eg: B.Com. (Autonoous)(with Credits) - Regular - Rev16 - F.Y. B.Com. Sem I. Student wish to admit in regular colleges are requested to select regular program. Eg: B.Com.(with Credits) - Regular - Rev16 - F.Y. B.Com. Sem I
विद्यार्थ्यांना स्वायत्त (ऑटोनॉमस) महाविद्यालयात प्रवेश अर्ज करावयाचे असल्यास कृपया ऑटोनॉमस अभ्यासक्रम निवडावे. उदा: B.Com. (Autonomous)(with Credits) - Regular - Rev16 - F.Y. B.Com. Sem I. विद्यार्थ्यांना रेगुलर महाविद्यालयात प्रवेश अर्ज करावयाचे असल्यास कृपया नॉन ऑटोनॉमस अभ्यासक्रम निवडावे. उदाहरणार्थ: B.Com.(with Credits) - Regular - Rev16 - F.Y. B.Com. Sem I

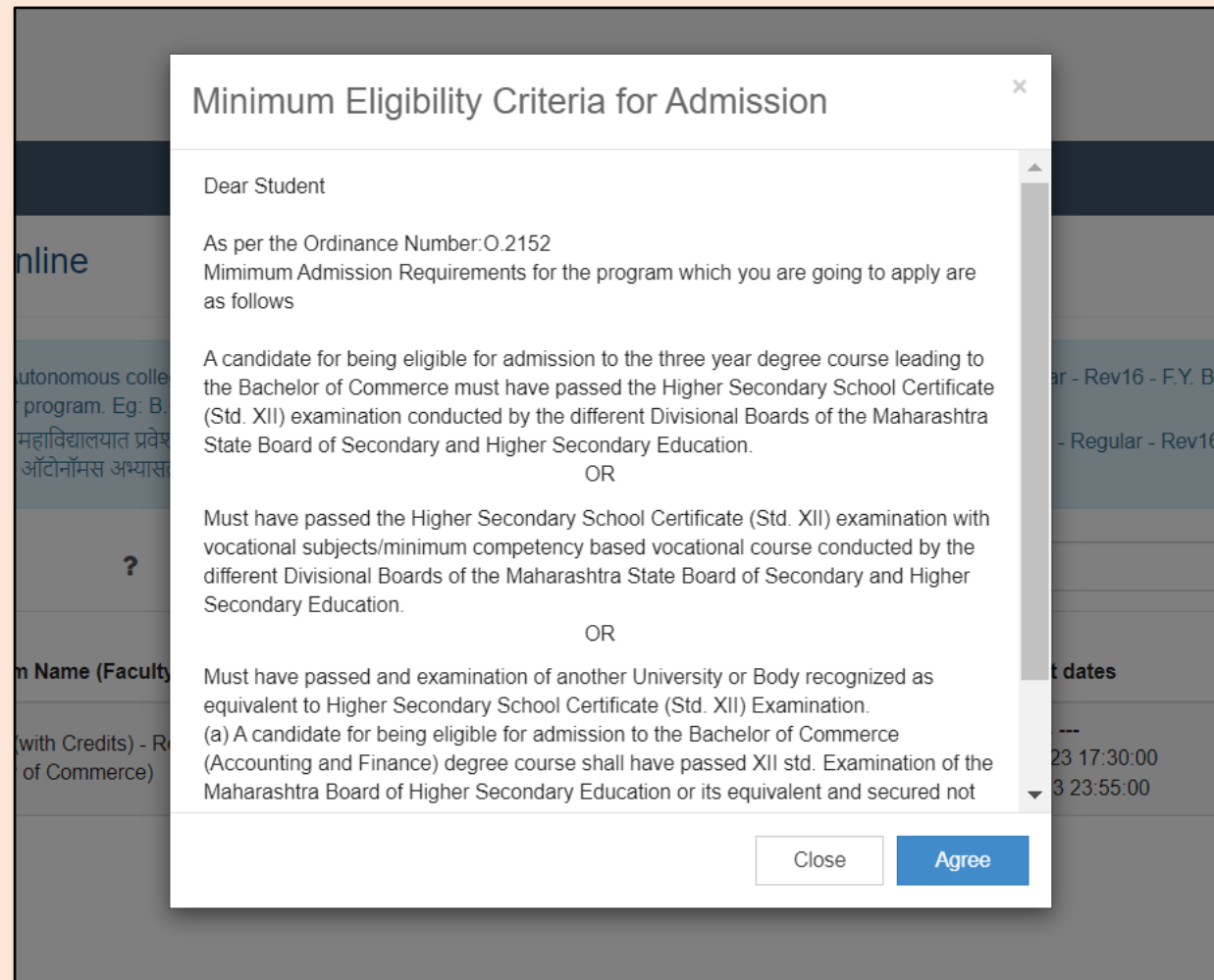
? 

Program Code	Program Name (Faculty/College)	Application/Payment dates	Apply
22300001	B.Com.(with Credits) - Regular - Rev16 - F.Y. B.Com. Sem I (Faculty of Commerce)	--- Application Dates --- Start Date : 25/05/2023 17:30:00 End Date : 12/06/2023 23:55:00	

Previous **1** Next

Showing 1 to 1 of 1 entries

Read the Eligibility Criteria and click on 'Agree' button



Minimum Eligibility Criteria for Admission

Dear Student

As per the Ordinance Number:O.2152
Minimum Admission Requirements for the program which you are going to apply are as follows

A candidate for being eligible for admission to the three year degree course leading to the Bachelor of Commerce must have passed the Higher Secondary School Certificate (Std. XII) examination conducted by the different Divisional Boards of the Maharashtra State Board of Secondary and Higher Secondary Education.

OR

Must have passed the Higher Secondary School Certificate (Std. XII) examination with vocational subjects/minimum competency based vocational course conducted by the different Divisional Boards of the Maharashtra State Board of Secondary and Higher Secondary Education.



OR

Must have passed and examination of another University or Body recognized as equivalent to Higher Secondary School Certificate (Std. XII) Examination.

(a) A candidate for being eligible for admission to the Bachelor of Commerce (Accounting and Finance) degree course shall have passed XII std. Examination of the Maharashtra Board of Higher Secondary Education or its equivalent and secured not

Close Agree

Select Last Qualifying Exam


  Last Qualifying Exam / शेवटची पात्रता परीक्षा निवडा.


Program Name [Code] B.Com.(with Credits) - Regular - Rev16 - F.Y. B.Com. Sem I [22300001]

[+Add Qualification](#)

	Qualification	Passing Date	Board/University	Marks	Out of	CGPA	Percentage
<input type="radio"/>	SSC/Std 10th	May 1999	MAHARASHTRA STATE BOARD OF SECONDARY AND HIGHER SECONDARY EDUCATION	453	650	-	69.69
<input checked="" type="radio"/>	HSC/Std 12th [Science]	May 2023	MAHARASHTRA STATE BOARD OF SECONDARY AND HIGHER SECONDARY EDUCATION	493	750	-	65.73


Preferences

Want to apply for In-House Seat?
 [Tick / Select the Check-box, if YES]

Want to apply for Minority Seat?
 [Tick / Select the Check-box, if YES]

[Submit](#)

Select your desired college form the list. You can use Filter to search the college.

 **List of College**


Last Qualification saved successfully! ×






Program Name [Code] B.Com.(with Credits) - Regular - Rev16 - F.Y. B.Com. Sem I [22300001]

Select College in which you would like to apply for the selected Program.You can apply to multiple colleges and generate seperate application forms. .
निवडलेल्या अभ्यासक्रमासाठी अभ्यासकेंद्र शोधा.

Below displayed colleges are shown from the city of your residence. If you want to apply to the colleges other than your residence city, then use the Search Filter.
आपल्या शहरातील अभ्यासकेंद्र खाली दाखविलेले आहेत. दुसऱ्या शहरातील अभ्यासकेंद्र हवे असल्यास "सर्च फिल्टर" चा वापर करा.

If you are searching Autonomous college then make sure that, you have selected autonomous program.
आपण स्वायत्त (ऑटोनॉमस) महाविद्यालय निवडणार असाल तर आपण ऑटोनॉमस अभ्यासक्रम निवडले असल्याची खात्री करा.

?  Search Filter ▾

District 	Tehsil 	City 	College Name 	College Code 	Select
		Mira Road (East)	Niranjalal Dalmia Education Society's N.L. Dalmia College	1088	<button>Select</button>
Dadra and Nagar Haveli		Silvassa	Lions Club of Silvassa Charitable Trusts Smt Devkiba Mohansinhji Chauhan College of Commerce and Science	141	<button>Select</button>
Mumbai City	Mumbai	Santacruz (W)	L. S. Raheja College of Arts and Commerce	307	<button>Select</button>

Select the appropriate courses for semester-I and click on Proceed 'button'

☰ Course Selection / विषय व शिकण्याचे माध्यम निवडा.

Program Name [Code] B.Com.(with Credits) - Regular - Rev16 - F.Y. B.Com. Sem I
College Name [Code] Guru Nanak College of Arts, Science and Commerce 75

Medium of Instruction Marathi English

Minimum 7 Course(s) & Maximum 7 Course(s) should be Selected


Compulsory Courses Minimum:6 Maximum: 6 [If Applicable]

- [UBCOMFSI.1] Accountancy and Financial Management I
- [UBCOMFSI.2] Commerce I
- [UBCOMFSI.3] Business Economics I
- [UBCOMFSI.4] Business Communication I
- [UBCOMFSI.5] Environmental Studies I
- [UBCOMFSI.7] Mathematical and Statistical Techniques I

Elective Course Minimum:1 Maximum: 1 [If Applicable]

- [UBCOMFSI.6.1] Foundation Course I
- [UBCOMFSI.6.2] Foundation Course in NSS I

Click on 'Add New Term Courses' to select the courses for semester-II

 **Course Summary**


Courses saved successfully! ×

Program Name [Code] B.Com.(with Credits) - Regular - Rev16 - F.Y. B.Com. Sem I [22300001]
College Name [Code] Guru Nanak College of Arts, Science and Commerce 75

Sem I


Compulsory Courses	UBCOMFSI.1 - Accountancy and Financial Management I
Compulsory Courses	UBCOMFSI.2 - Commerce I
Compulsory Courses	UBCOMFSI.3 - Business Economics I
Compulsory Courses	UBCOMFSI.4 - Business Communication I
Compulsory Courses	UBCOMFSI.5 - Environmental Studies I
Compulsory Courses	UBCOMFSI.7 - Mathematical and Statistical Techniques I
Elective Course	UBCOMFSI.6.1 - Foundation Course I

Sem II

Add Next Term Course 

Proceed

Click on Proceed button

 **Course Summary**

Courses saved successfully!

Program Name [Code] B.Com.(with Credits) - Regular - Rev16 - F.Y. B.Com. Sem I [22300001]
College Name [Code] Guru Nanak College of Arts, Science and Commerce 75

Sem I



Compulsory Courses	UBCOMFSI.1 - Accountancy and Financial Management I
Compulsory Courses	UBCOMFSI.2 - Commerce I
Compulsory Courses	UBCOMFSI.3 - Business Economics I
Compulsory Courses	UBCOMFSI.4 - Business Communication I
Compulsory Courses	UBCOMFSI.5 - Environmental Studies I
Compulsory Courses	UBCOMFSI.7 - Mathematical and Statistical Techniques I
Elective Course	UBCOMFSI.6.1 - Foundation Course I

Sem II

Compulsory Courses	UBCOMFSII.1 - Accountancy and Financial Management II
Compulsory Courses	UBCOMFSII.2 - Commerce II
Compulsory Courses	UBCOMFSII.3 - Business Economics II
Compulsory Courses	UBCOMFSII.4 - Business Communication II
Compulsory Courses	UBCOMFSII.5 - Environmental Studies II
Compulsory Courses	UBCOMFSII.7 - Mathematical and Statistical Techniques II
Elective Course	UBCOMFSII.6.1 - Foundation Course II

[Proceed](#)

Select the required document which you have to submit to the selected 'college'

  Documents/Certificates Submitting with Application Form

Program Name [Code] B.Com.(with Credits) - Regular - Rev16 - F.Y. B.Com. Sem I [22300001]
College Name [Code] Guru Nanak College of Arts, Science and Commerce 75

Required Documents

Please select required documents to be submitted in College


Document
<input checked="" type="checkbox"/> Passing Certificate of Std 12th / Statement of Marks of Std 12th OR Original Passing Certificate /Statement of Marks of Last Qualifying Exam like degree,diploma,etc. - HSC/Std 12th [Science]

Additional Documents

Document
<input type="checkbox"/> Passing Certificate of Std 10th.
<input type="checkbox"/> Leaving Certificate.
<input type="checkbox"/> Certificate of Caste with Category.
<input type="checkbox"/> Non Creamy Layer Certificate.
<input type="checkbox"/> Affidavit for changed name/ Marriage Certificate / Govt. Gazette.
<input type="checkbox"/> Domicile Certificate.
<input type="checkbox"/> Certificate for Physically Challenged.

Application completed successfully

Please note the application number.






 **Application Status**

CONGRATULATIONS! You have successfully completed the application. Please Note your APPLICATION FORM no:1. ×


i If you want to apply for another college with same course, just click on **DASHBOARD** link then **APPLY ONLINE** button and proceed further. ×

i If you want to apply for another course, just click on **DASHBOARD** link then **APPLY ONLINE** button and proceed further.

List of Application

Form No.	College	Program	Date	Status	Payment	Admission Fee Payment	Print Application Form	Print Admission Form	Cancel
1	Guru Nanak College of Arts, Science and Commerce [75]	B.Com.(with Credits)-Regular-Rev16-F.Y. B.Com.-Sem I	25-05-2023	Completed					

Step 4: Print the Application form and submit it to the college which you have selected.






 **Application Status**

CONGRATULATIONS! You have successfully completed the application. Please Note your APPLICATION FORM no:1. ✕


i If you want to apply for another college with same course, just click on **DASHBOARD** link then **APPLY ONLINE** button and proceed further. ✕



i If you want to apply for another course, just click on DASHBOARD link then **APPLY ONLINE** button and proceed further.

List of Application

Form No.	College	Program	Date	Status	Payment	Admission Fee Payment	Print Application Form	Print Admission Form	Cancel
1	Guru Nanak College of Arts, Science and Commerce [75]	B.Com.(with Credits)-Regular-Rev16-F.Y. B.Com.-Sem I	25-05-2023	Completed			 Print		


Save and Print the Application by clicking on Print Application' button

**UNIVERSITY OF MUMBAI**
M.G.Road, Fort, Mumbai-400032, Maharashtra(India)



 PARAG 

[DASHBOARD](#) [GET HELP](#) [ONLINE VIDEOS](#)

[D23CQ0000004](#)
[View Profile](#)
[Application Status](#)
[Receipt/Transaction Details](#)
[Edit Profile](#)
[Print e-Suvidha Ticket](#)
[Update Awaited Results](#)

 [Print Application](#)

[Back](#) [Print Application](#)

	Guru Nanak College of Arts, Science and Commerce (75) Guru Tegh Bahadur Nagar, Panjabi Colony. Mumbai University of Mumbai M.G.Road, Fort, Mumbai-400032, Maharashtra(India) Academic Year: 2023-2024 APPLICATION FORM	Application No : 1 Regular 
Course Applied for : B.Com.(with Credits) - Regular - Rev16 - F.Y. B.Com. Sem I (22300001)		ABC ID: 596 777 402 400
Application Date : 25/05/2023	Payment Category :	PRN:
1.Personal Information		
Candidate's Name(Regional) :	पराग शिम्पी शिम्पी	
Candidate's Name as printed on Mark sheet :	SHIMPI PARAG SHIMPI [*This name will appear on all University records/documents]	
Father's/Husband's Name :	SHIVAJI	Mother's Name : JAYA
Marital Status :	Married	Mother Tongue :
Place Of Birth : Jalgaon	Gender : Male	Date of Birth (DD/MM/YYYY) : 06/07/2001
	Religion :	Country of Citizenship : India

<https://mumoa.digitaluniversity.ac/ApplicationStatus/PrintApplication#>



Thank You!
